

## A Stand-Alone Solution For At-Risk Patients Awaiting Mental Health Evaluations or Admittance

The DAISY™ ER Kit is the easy-to-install stand-alone solution to alarm a single door for at-risk patients in ligature-resistant locations, such as Emergency Intake Rooms. Designed for dedicated space for patients awaiting mental health evaluations.

**DAISY-ER** eliminates the remote elements. It is designed for use where a single room or suite is designated for behavioral healthcare patient intake or observation, not a full ward. A power supply is installed locally, and the siren and the reset key switch is modified to show the system status. ER series is available in two different configurations, single door or multi-door suite.

**DAISY-ER1:** All the elements required for use in a single door location.  
Kits are available based upon door swing, width and height.

**DAISY-ER4:** All the elements required for use in a suite location with up to 4 doors.  
Kits are available based upon quantity of doors, door swings, widths and heights.  
*Consult factory for custom configurations*

## Designed for Intake Locations

- Hospital Emergency Rooms
- Urgent Care Locations
- Clinics

## Easy-to-Install

- Controller/Power Supply/Strobe Assembly
- Reset key switch includes armored cable to mount to Controller

## 2nd Door Capacity

- Can add another Controller
- For bathroom within room or adjacent door

## No Programming

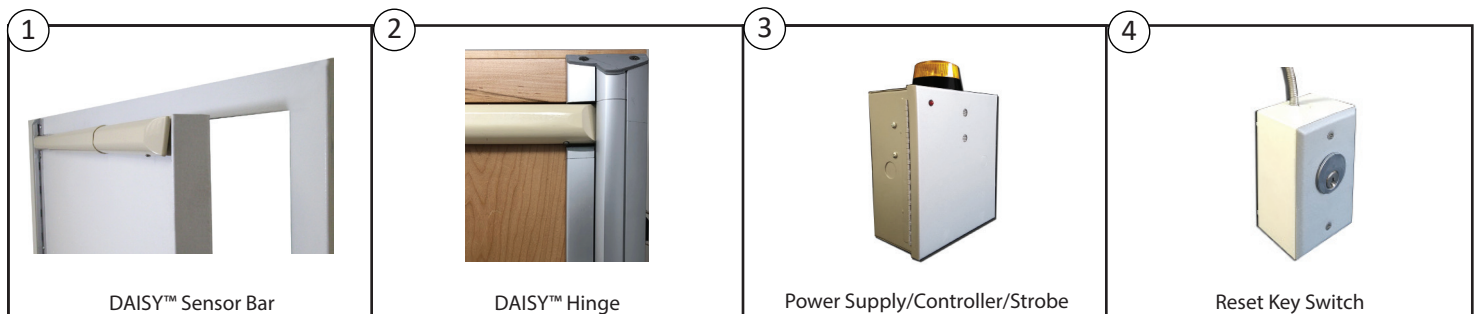

- Keyswitch resets alarm
- No training required

## Certifications

### Fire Door Applications

- Approved to be used as a component in a Fire Door assembly with up to 3-hour rating with hose stream.

## Elements



### According to The Joint Commission® :

In non-behavioral health units (i.e. Emergency Rooms or Medical Inpatient Units) that are NOT DESIGNATED specifically for the treatment of psychiatric patients; however, where psychiatric patients may temporarily reside, ligature/self-harm environmental risks must also be identified.

All physical risks not required for the treatment of the patient that can be removed, must be removed. Furthermore, an appropriate level of effective surveillance must be implemented if self-harm risks remain in the environment.

# Model Building Guide

## Sample Kit Model Number

### DSY-ER1-W1TA

DSY-ER	DAISY Sensor Bar Ligature Resistant Continuous Hinge Power Supply/Controller/Strobe and Piezo Wall-Mounted Enclosure/Armored Cable/Reset Key Switch <i>Less mortise cylinder</i>
1	Single Door
W1	36" - 42"
T	86" (7' door height)
A	Handing

## DAISY-ER KIT MODEL BUILDER

### NOTE:

1. ER model is for standard hinged-swing doors, not double acting
2. Always identify the door from the pull side
3. Door width and height groups are used for ordering
4. Swings are identified as A or B, according to the chart

### DAISY Kit

DSY-ER	DAISY Sensor Bar Ligature Resistant Continuous Hinge Power Supply/Controller/Strobe and Piezo Wall-Mounted Enclosure/Armored Cable/Reset Key Switch <i>Less mortise cylinder</i>
--------	--

### Number of Doors

1	Single Door
4	Multi-Door Suites: ER elements adapted for up to 4 doors; Includes Splice Box <i>Contact Factory For Custom Configurations</i>

### Widths

W1	36" - 42"
W2	42" - 48"
W0	Other <i>Contact Factory For Custom Configurations</i>

### Heights

R	84" (6'10" door height)
T	86" (7' door height)
O	Other <i>Contact Factory For Custom Configurations</i>

### Handing

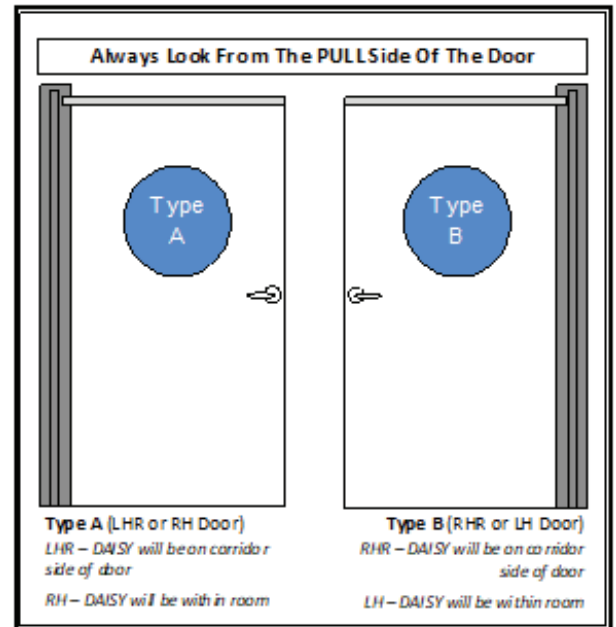
A	LHR or RH
B	RHR or LH

## Accessories

DSY-DSA	2nd door sensor where additional door monitoring is advisable <i>(Request DAISY price list for other items)</i>
---------	--

### For Center Hung Pivot and Double Acting Doors

Contact Factory for Custom Configurations



## Securitech's Behavioral Healthcare Solutions

For full behavioral healthcare product offerings, visit us at [www.securitech.com/BHC/](http://www.securitech.com/BHC/) today.

